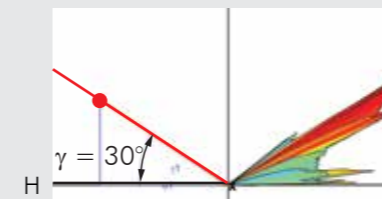
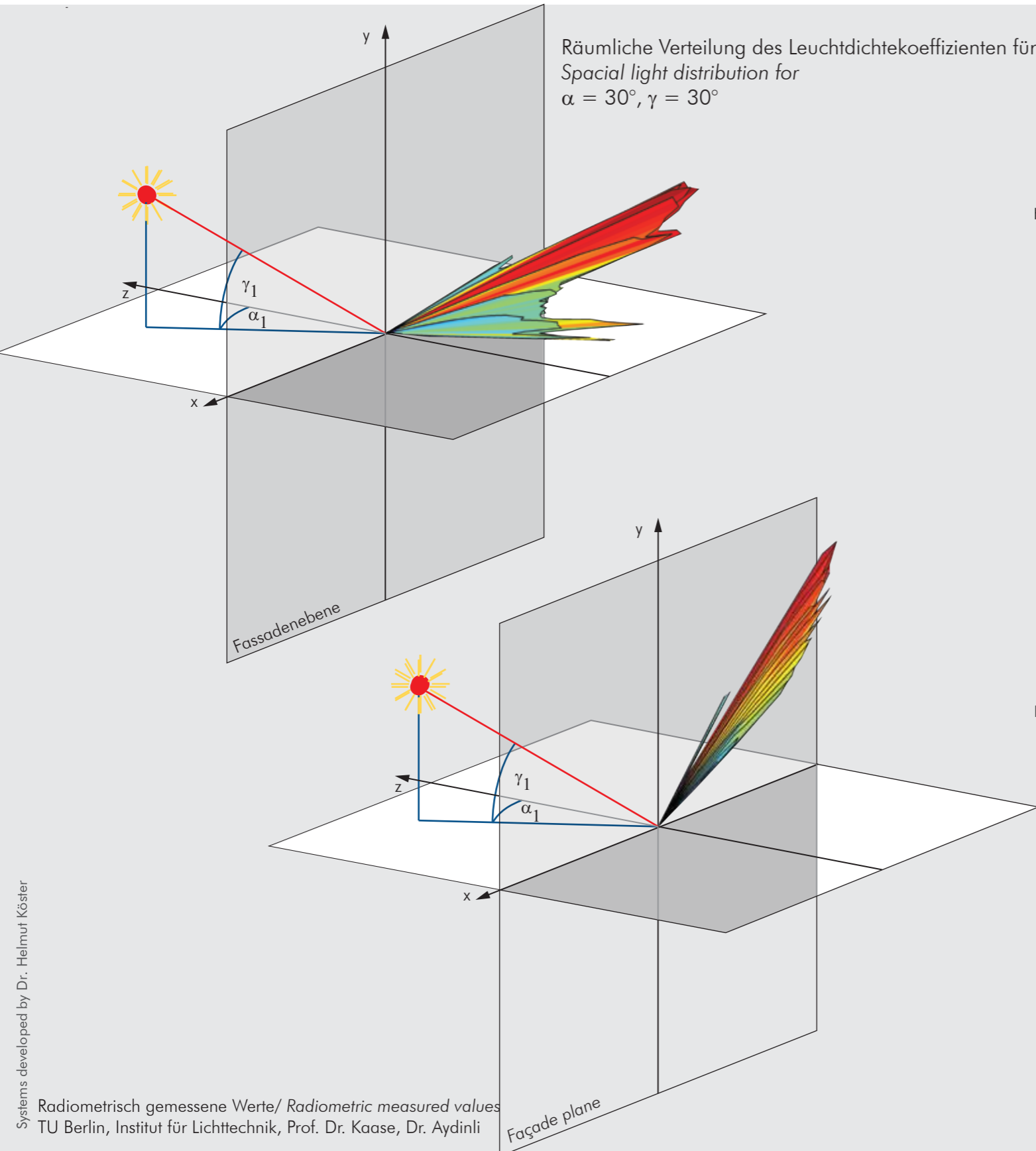
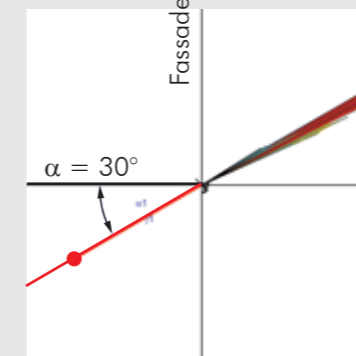


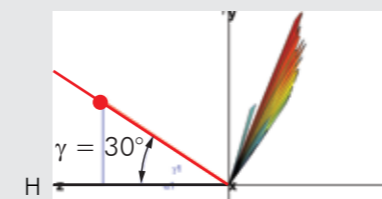
Lichtverteilungskurven LVK Light Distribution Curves LDC



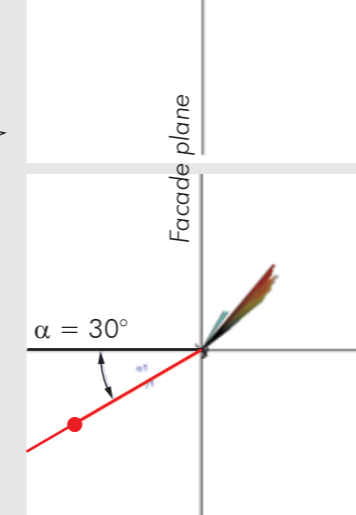
Typ O
Sonnenhöhenwinkel $\gamma = 30^\circ$
Vertikale Lichtverteilung
Elevation angle $\gamma = 30^\circ$
Vertical light distribution



Typ O
Azimut $\alpha = 30^\circ$
Horizontale Lichtverteilung
Azimuth $\alpha = 30^\circ$
Horizontal light distribution



Typ U
Sonnenhöhenwinkel $\gamma = 30^\circ$
Vertikale Lichtverteilung
Elevation angle $\gamma = 30^\circ$
Vertical light distribution



Typ U
Azimut $\alpha = 30^\circ$
Horizontale Lichtverteilung
Azimuth $\alpha = 30^\circ$
Horizontal light distribution

